NO REPRESENTATION OR WARRANTY, EXPRESSED OR IMPLIED, IS MADE AS TO THE ACCURACY, COMPLETENESS OR USEFULNESS OF THE INFORMATION OR STATEMENTS CONTAINED IN THESE DRAWINGS, OR THAT THE DISCLOSURE OF ANY INFORMATION, APPARATUS, METHOD OR PROCESS DISCLOSED IN THESE DRAWINGS MAY NOT INFRINGE PRIVATELY OWNED RIGHTS. NO LIABILITY IS ASSUMED WITH RESPECT TO THE USE OF, OR FOR DAMAGES RESULTING FROM THE USE OF, ANY INFORMATION, APPARATUS, METHOD OR PROCESS DISCLOSED IN THESE DRAWINGS. DRAWINGS ARE AVAILABLE FOR INFORMATION TO OTHERS AND NOT TO BE USED FOR OTHER PURPOSES AND ARE TO BE RETURNED UPON REQUEST OF THE FURNISHED-BY CONTRACTOR

REVISIONS

REV	TYPE	DESCRIPTION OF CHANGE	DR	DCT	CK	ENG	TL	GL	CC	VERI	DATE
0		ORIGINAL ISSUE									

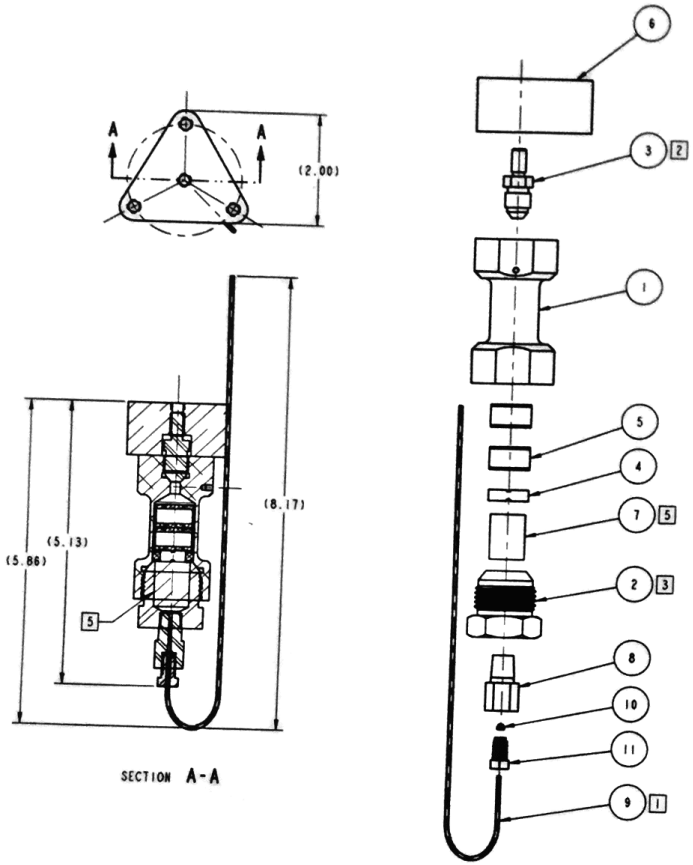

SECTION A-A



SCALE 1/1
HFIRCG1D04M8U79CGA015-40
LENGTH BEFORE BEND 10.38

NOTES:

1. MAKE FROM HIGH PRESSURE EQUIPMENT (HIP) 15-9AI-030
2. TORQUE TO 120 LB-IN (10 LB-FT)
3. TORQUE TO 86 LB-FT
4. HIGH PRESSURE EQUIPMENT COMPANY (HIP)
   ERIE, PA 16505
   WWW.HIGHPRESSURE.COM
5. FILL PLUG CAVITIY WITH QUARTZ WOOL AS SHOWN

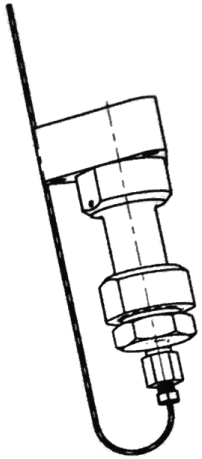

PARTS LIST

FIND NO.	QTY	PART OR IDENTIFYING NUMBER	DESCRIPTION OR NOMENCLATURE	MATERIAL / SPECIFICATION
11	1	15-2AMI	1/16" GLAND	STAINLESS 316 NI-P
10	1	15-2AI	1/16" COMPRESSION SLEEVE	STAINLESS 316 NI-P
9	1	HFIRCG1D04M8U79CGA015-40	TUBING .062 OD X .030 ID X 10.38 LG	STAINLESS STEEL 316 ---
8	1	15-21AFIMA	ADAPTOR AF1 TO 1/8 NPT	STAINLESS STEEL 316 ---
7	1	HFIRCG1D04M8U79CGA015-30	QUARTZ WOOL	QUARTZ ---
6	1	HFIRCG1D04M8U79CGA016	MOUNT	101 COPPER OFHC ASTM B187
5	2	HFIRCG1D04M8U79CGA008	SAMPLE HOLDER ASSEMBLY	
4	1	HFIRCG1D04M8U79CGA007	LOCATOR SAMPLE	AL 6061 ASTM B221
3	1	HFIRCG1D04M8U79CGA017	PLUG	STAINLESS STEEL 316 ASTM A276
2	1	HFIRCG1D04M8U79CGA018	FLARED TUBE FITTING CAP	304 STAINLESS STEEL ---
1	1	HFIRCG1D04M8U79CGA006	BODY	ALUMINUM 7075-T6 ASTM B221

TOTAL WEIGHT: 1 LBS

DWG NO: HFIRCG1D04M8U79CGA015 REV 1

QUALITY VERIFICATION

DOCUMENTS REQUIRED	APPLICABLE
MATERIAL MILL TEST REPORT	
LEAK TEST REPORT	
CLEANING CERT	
WELD / BRAZE INSPECTION REPORT	
HEAT TREAT REPORT (W/CHART)	
DIMENSIONAL REPORT	
MATERIAL SELLER CERT	
FUNCTIONAL TEST REPORT	
DEVIATION REQUEST	
NONCONFORMANCE REPORT	X
QA REP	DATE

HFIRCG1D04M8U79CGA012
NEXT USED ASSEMBLIES

DIMENSIONS ARE IN INCHES
DRAFTING STANDARD: ASME Y14.100
DIMENSIONING AND TOLERANCING IN ACCORDANCE WITH ASME Y14.5M,2009

DO NOT SCALE DRAWING

DEFAULT TOLERANCES

LINEAR	ANGULAR
X.XX ±.01 X.XXX ±.005	±.5°

REMOVE ALL BURRS AND BREAK SHARP EDGES: .060
SURFACE ROUGHNESS: 125 RMS MAX
THIRD ANGLE PROJECTION
THIRD_ANGLE

APPROVALS		DATE
DESIGNER	DP ARMITAGE	03/09/2016
DETAILER	DP ARMITAGE	03/09/2016
CHECKER		
ENGINEER	Douglas Armitage	10/27/2016
TEAM LEAD		
GROUP LEAD		
CHIEF ENGR		
VERIFIER		
CONTROL SYSTEM		RELEASE
QAS PROCEDURE	NFDD-ENG-001	

THIS DRAWING IS THE PROPERTY OF
ornl OAK RIDGE NATIONAL LABORATORY
DEPARTMENT OF ENERGY UNDER U.S. GOVERNMENT CONTRACT DE-AC05-00OR22725
OAK RIDGE, TENNESSEE

NEUTRON SCIENCES

SAMPLE ENVIRONMENT 100 BAR PRESSURE CELL COLD ASSEMBLY

SIZE	DRAWING NUMBER	REV
D	HFIRCG1D04M8U79CGA015	0

SCALE: 1/1 | CAD MODEL: HFIRCG1D04M8U79CGA015 | MODEL REV: 0 | SHEET: 1 of 1

THIS DRAWING PREPARED ON Pro/ENGINEER